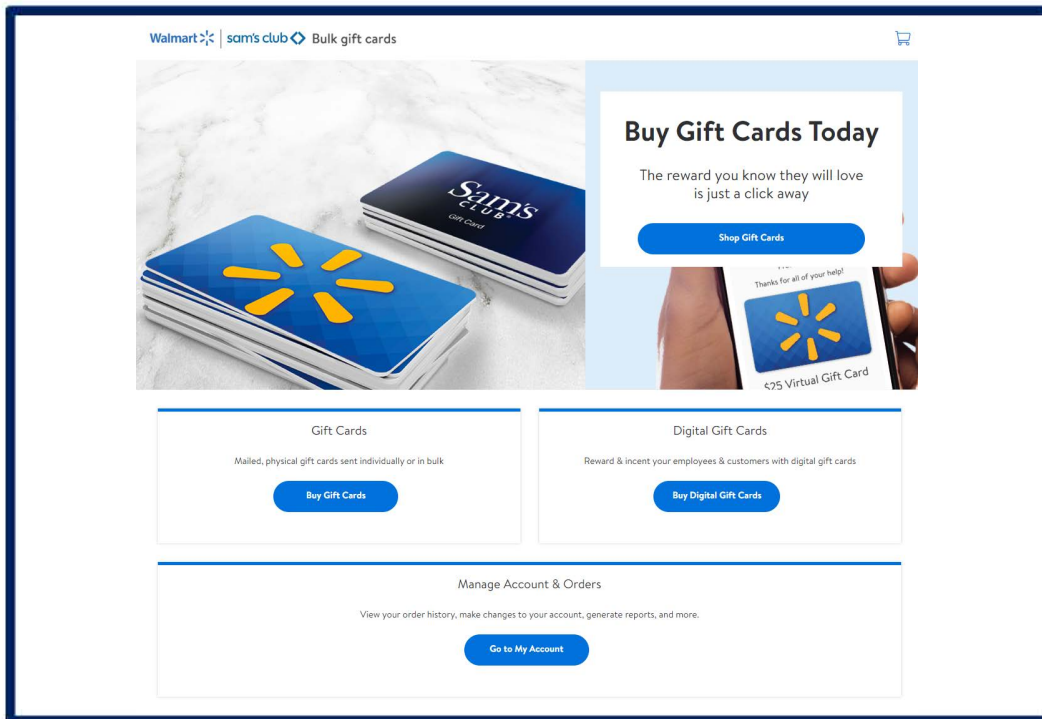
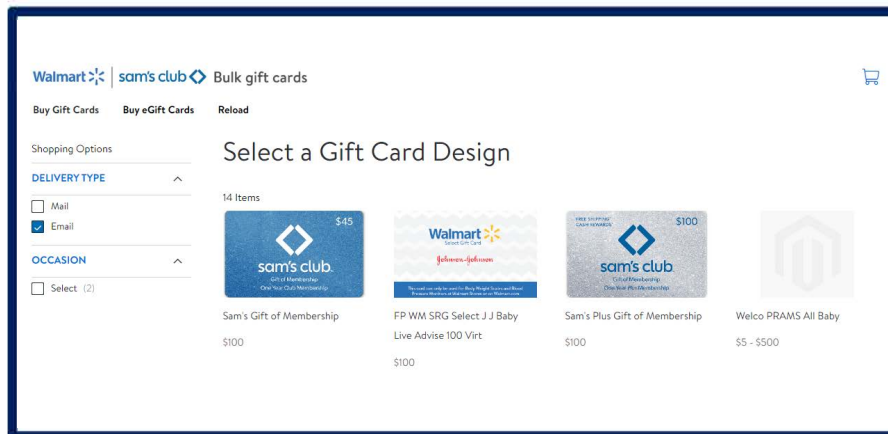


## How to Purchase eGift Cards in Bulk

To place a bulk order for eGift Cards, you will need to log into your [Bulk Gift Card Account](#). On the homepage, select the **Buy Digital Gift Cards** button on the right, or select **eGift Cards** at the top left.



You will be redirected to the eGift Cards landing page.



Your order placement steps will depend on the fulfillment type selected: **Email** or **Links/Codes**. No matter which fulfillment option you desire, remember every Bulk Gift Card order is limited to **50,000 total cards**.



## Email


With **Email** fulfillment, the eGift Card product will be sent straight to the recipient email once the order is processed. The recipient will have full gift card details and be able to redeem at any Walmart or Sam's Club location. You may submit these orders manually or via CSV spreadsheet file. Instructions for both are outlined below:

### Manual Entry


Manual Entry is ideal for smaller purchases or replacements. Manual Entry is limited to a maximum of 10 recipients per order.

- Select the **Design** for your eGift card(s).
- Select **Send as: Email**
- Select the **Amount** (denomination) for your eGift card(s)
  - Customers can select preset options or enter their own, not to exceed \$500.00 USD per gift card.
- Enter your desired **Quantity** of gift cards.
  - If you are ordering more than 10 eGift Cards in one purchase, your purchase method will automatically default to Upload CSV File. See **Spreadsheet** instructions in the next section.

Walmart  sam's club  Bulk gift cards

Buy Gift Cards Buy eGift Cards Reload 

## Walmart Thank You



Send as:

Email  Link/Code

Amount:

Quantity:

Recipient Email:

Recipient First Name:  Recipient Last Name:

Upload CSV file (required for over 10 recipients)

[Upload](#)

File size cannot exceed 5MB  
Accepted file types: csv

[Download CSV Template](#)

---

Sender Name:  Sender Email:

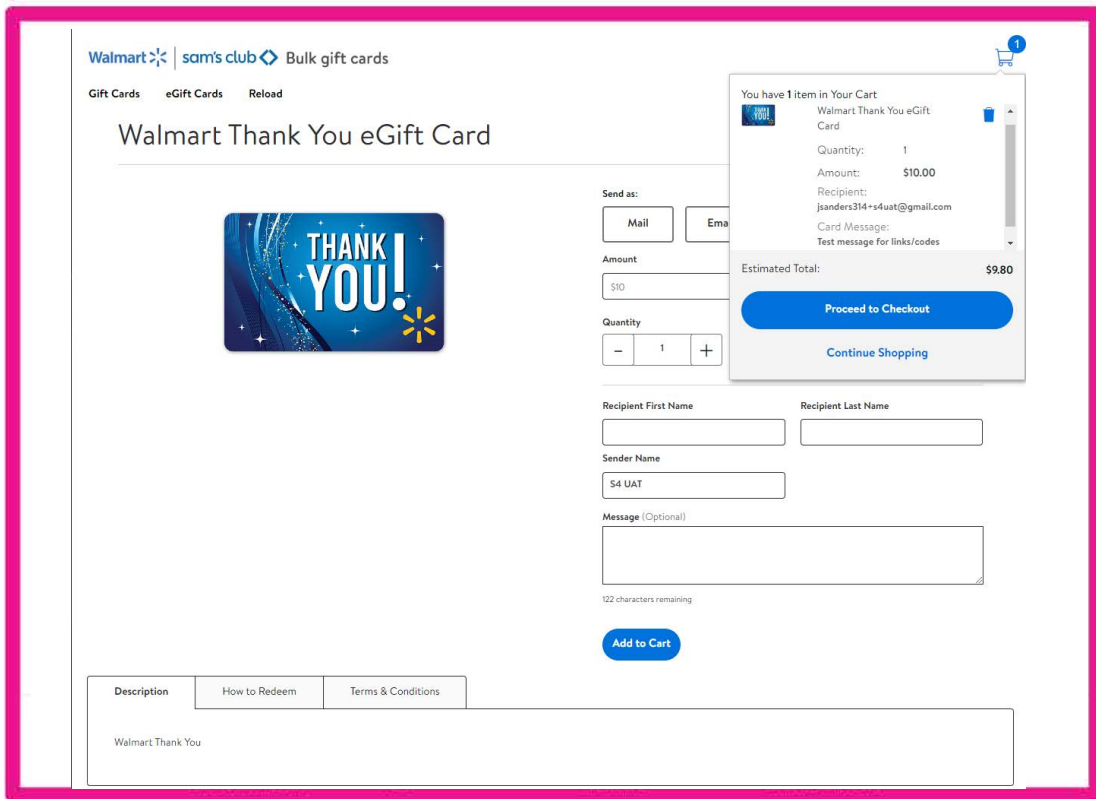
Message (Optional):

31 characters remaining

[Add to Cart](#)

Description	How to Redeem	Terms & Conditions
<p><small>To report fraud or to check balance, call 1-888-537-5503. Terms, including a mandatory arbitration provision, apply to use of this card. See full terms, which may change without notice, at <a href="http://Walmart.com/giftcardterms">http://Walmart.com/giftcardterms</a>. Use this card at any Walmart store or Sam's Club in the U.S. or Puerto Rico, or on-line at <a href="http://Walmart.com">http://Walmart.com</a>, <a href="http://Walmart.com/samsclub.com">samsclub.com</a>, or at any location listed at <a href="http://Walmart.com/giftcardterms">http://Walmart.com/giftcardterms</a>. Card balance is liability of Wal-Mart Stores Arkansas, LLC. No cash redemption unless required by law. No replacement for lost/broken cards. Walmart may refuse to accept this card and take action, including balance forfeiture, for fraud, abuse or violations of terms. Never give card numbers to someone you don't know. For more information on how to protect yourself from fraud, visit <a href="http://Walmart.com/fraud">http://Walmart.com/fraud</a>.</small></p>		



- Enter the Recipient Information, including: First Name, Last Name, and Recipient Email address(es).
- Confirm your desired Sender's email and Sender's name.
- Input your message (optional) for your recipient(s).
- Click **Add to cart**.



## Send By Email

After adding to cart, you will see the products in your mini cart. From here, you can click **Proceed to Checkout** and be taken to the Send By Email page. All your items in your cart will be visible at this point, and you can verify your order and recipient information before clicking **Continue to Payment**.

Once you have reviewed your order details, click Continue.


Walmart  | sam's club  Bulk gift cards

1 2  
 Delivery Review & Payment

Your Phone Number \*

## Send by Email

Most Approved eGift orders are delivered within 1 hour but can take up to 24 hours.


Item	Recipient(s) Email	Card Value
 Walmart Thank You eGift Card	jsanders314+s4uat@gmail.com	\$10.00

[Continue to Payment](#)

### Order Summary

Card Value	\$10.00
Discount	-\$0.20
<b>Order Total</b>	<b>\$9.80</b>

1 Item in Cart [^](#)

 Walmart Thank You eGift Card	\$10.00
Quantity: 1	
Recipient: jsanders314+s4uat@gmail.com	
Card Message: Test message for links/codes	

[View and Edit Cart](#)

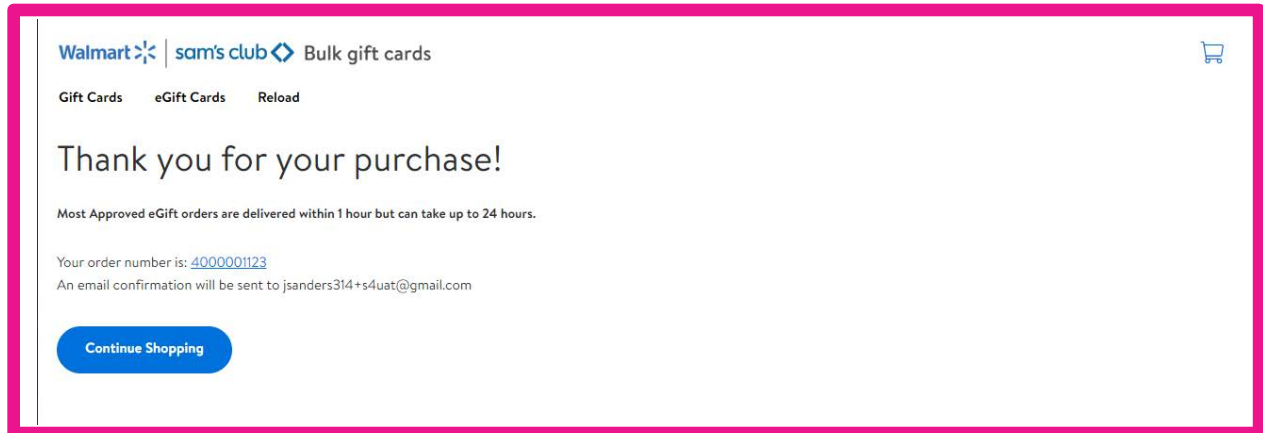
## Payment Options

You will be directed to the Checkout page to input your payment method for your eGift Card purchase. You will select your payment method from the options available.

**If paying with a Credit Card**, select New Credit Card, enter your credit card information, and click Place Order.

**If paying by Wire**, the wire instructions will be visible prior to placing the order. You can download an invoice with wire instructions after the order has been placed in Order Details as well.

Once completed, you can click your order number to go to Order Details or click Continue Shopping to purchase additional cards. You will receive an order confirmation email to the email on the account that purchased the cards. Orders paid for via ACH will be processed after your payment is received.



## Spreadsheet

Gift card orders placed with the Spreadsheet method cannot exceed 50,000 line items

This option is ideal if you know the full information for your intended end-users, intend to send large volumes of eDelivery gift cards, and like to keep track of invoicing for your company's own bookkeeping purposes.


If you are ordering more than 10 eGift Cards in one purchase, your purchase method will automatically default to Upload CSV File.

- Select the Design for your eGift cards
- Select Send as: Email
- Click Download CSV Template
- Fill out CSV template with desired recipients and save
- Click Upload and attach updated CSV template
  - Note: the file must be in CSV format
- After loading spinner dismisses, click Add to Cart and proceed through checkout

Walmart | sam's club Bulk gift cards

Gift Cards eGift Cards Reload

## Walmart Thank You eGift Card



Send as:

Upload CSV file (required for over 10 recipients)

CSV Upload 1-3.csv ✕

File size cannot exceed 10MB. Please avoid special characters like \$ or %. Accepted file types: CSV

[Download CSV Template](#)

---

Sender Name:

Sender Email:

Description	How to Redeem	Terms & Conditions
Walmart Thank You		

It is important to note that the column headers on the template are required: **Recipient First Name, Recipient Last Name, Recipient Email, Message, and Value.**

- There is a 255-character maximum for first and last name values combined.
- **Message** cannot exceed 150 characters.
- Do not include the “\$” symbol in the Amount field.
- The minimum denomination for a gift card is \$5.00.

## Send By Email


After adding to cart, you will see the CSV in your mini cart. From here, you can click Proceed to Checkout and be taken to the Send By Email page. All your items in your cart will be visible at this point, and you can verify your order and CSV information before clicking Continue to Payment

Walmart | sam's club Bulk gift cards

Gift Cards eGift Cards Reload

You added Walmart Thank You eGift Card to your shopping cart.

## Walmart Thank You eGift Card



Send as:  Mail  Email

Amount: Choose an Amount...

Quantity:

Recipient Email:

Recipient First Name:  Recipient Last Name:

Upload CSV file (required for over 10 recipients)


File size cannot exceed 10MB. Please avoid special characters like & or %.  
Accepted file types: CSV  
[Download CSV Template](#)

Sender Name:  Sender Email:

Message (Optional):

150 characters remaining

You have 1 item in Your Cart

 Walmart Thank You eGift Card

Quantity: 3

Amount: \$135.00

Recipient: CSV Upload 1-3.csv

Estimated Total: \$132.30

Once you have reviewed your order details, click **Continue**.


Walmart | sam's club Bulk gift cards

Delivery  Review & Payment

Your Phone Number \*

## Send by Email


Most Approved eGift orders are delivered within 1 hour but can take up to 24 hours.

Item	Recipient(s) Email	Card Value
 Walmart Thank You eGift Card	jsanders314+s4uat@gmail.com	\$10.00

### Order Summary

Card Value	\$10.00
Discount	-\$0.20
<b>Order Total</b>	<b>\$9.80</b>

1 Item in Cart

 Walmart Thank You eGift Card	\$10.00
Quantity: 1	
Recipient: jsanders314+s4uat@gmail.com	
Card Message: Test message for links/codes	

## Payment Options

You will be directed to the Checkout page to input your payment method for your eGift Card purchase. You will select your payment method from the options available.

**If paying with a Credit Card**, select new Credit Card, enter your credit card information, and click Place Order.

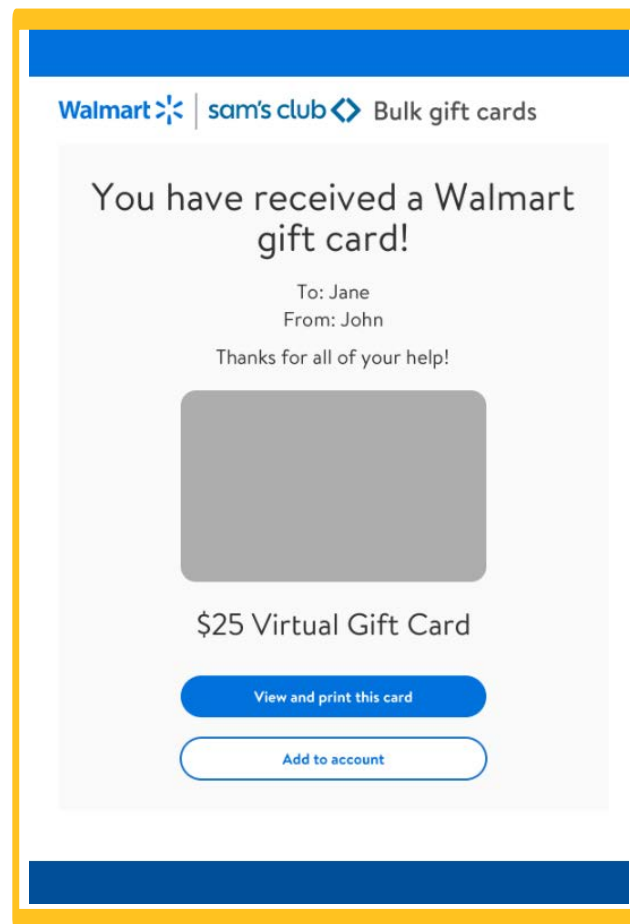


**If paying by Wire**, the wire instructions will be visible prior to placing the order. You can download an invoice with wire instructions after the order has been placed in Order Details as well.

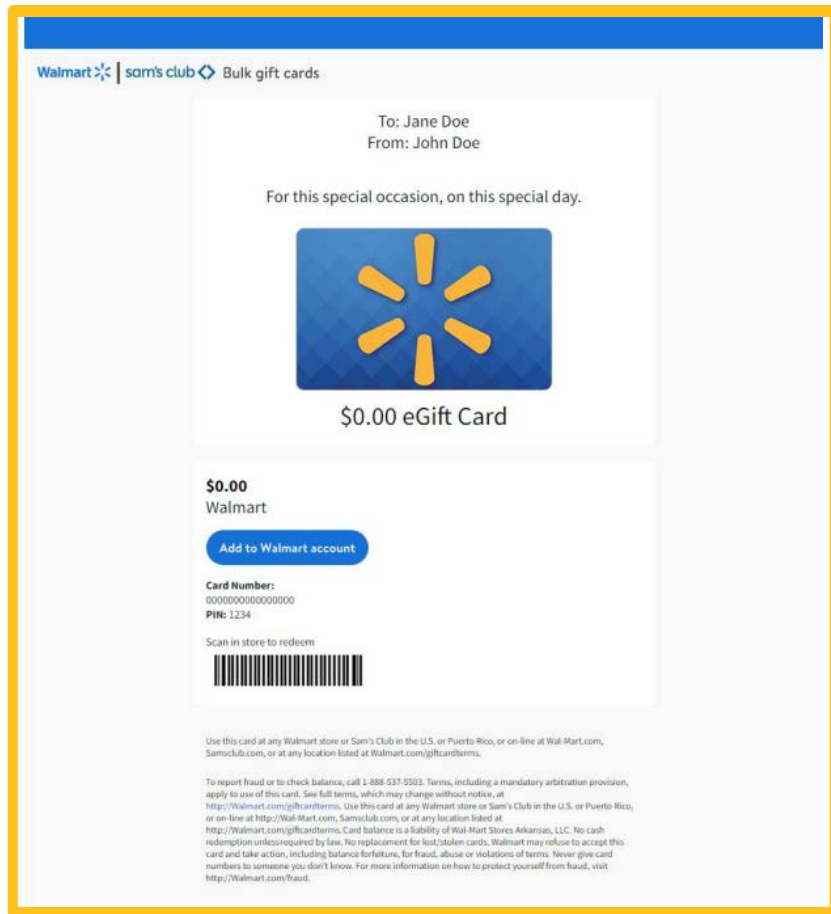
Once completed, you can click your order number to go to Order Details or click Continue Shopping to purchase additional cards. You will receive an order confirmation email to the email on the account that purchased the cards. Orders paid for via ACH will be processed after your payment is received.

## Email Redemption

When recipients of eGift cards receive the email, they will be prompted to View and print this card or Add to their [walmart.com](https://www.walmart.com) Account. Selecting View and print this card will take the recipient to the certificate page for that card. Selecting Add to Account will take the user to their [Walmart.com](https://www.Walmart.com) account and allow them to add the funds directly to their account.



Once the email address is confirmed, the eGift Card details will be accessible for the end-user:



## Links/Codes

The Links/Codes method of order fulfillment is the most ideal for the convenience, quality, and security needed for larger businesses.

Purchasers will receive a link to download a spreadsheet containing the card numbers, PINs, and URLs to the certificate page for each card. You can then send the links/codes to the intended end-users(s) via email.

- Select the Design for your eGift card(s)



- Select Send as: Links/Codes
- Select the Amount (denom)
- Enter your quantity
  - Note: The maximum quantity is 50,000 digital cards per order
- Enter the Recipient and Sender Information, including: First Name, Last Name, and Sender Name
- Enter your Message (optional)
- Select Add to Cart


## Send By Email

After adding to cart, you will see the CSV in your mini cart. From here, you can click Proceed to Checkout and be taken to the Send By Email page. All your items in your cart will be visible at this point, and you can verify your order and CSV information before clicking Continue to Payment.

Walmart | sam's club Bulk gift cards

Gift Cards eGift Cards Reload

## Walmart Thank You eGift Card



**Send as:**

**Amount**

\$10

**Quantity**

- 1 +

**Recipient First Name**

**Recipient Last Name**

**Sender Name**

S4 UAT

**Message (Optional)**

122 characters remaining

You have 1 item in Your Cart

Walmart Thank You eGift Card

Quantity: 1

Amount: \$10.00

Recipient: jsanders314+s4uat@gmail.com

Card Message: Test message for links/codes

Estimated Total: \$9.80

**Description** | **How to Redeem** | **Terms & Conditions**

Walmart Thank You

Once you have reviewed your order details, click **Continue**.

Walmart | sam's club Bulk gift cards


**1** Delivery | **2** Review & Payment

Your Phone Number \*

(203) 552-5272

### Send by Email


Most Approved eGift orders are delivered within 1 hour but can take up to 24 hours.

Item	Recipient(s) Email	Card Value
 Walmart Thank You eGift Card	jsanders314+s4uat@gmail.com	\$10.00

#### Order Summary

Card Value	\$10.00
Discount	-\$0.20
<b>Order Total</b>	<b>\$9.80</b>

1 Item in Cart

 Walmart Thank You eGift Card

Quantity: 1

Recipient: jsanders314+s4uat@gmail.com

Card Message: Test message for links/codes

## Payment Options

You will be directed to the Checkout page to input your payment method for your eGift Card purchase. You will select your payment method from the options available.

**If paying with a Credit Card**, select New Credit Card, enter your credit card information, and click Place Order.

**If paying by Wire**, the wire instructions will be visible prior to placing the order. You can download an invoice with wire instructions after the order has been placed in Order Details as well.

Once completed, you can click your order number to go to Order Details or click Continue Shopping to purchase additional cards. You will receive an order confirmation email to the email on the account that purchased the cards. Orders paid for via ACH will be processed after your payment is received.

Once your order is processed, you will receive a confirmation email. You can log into your account and view your purchase in My Orders. Once you select the Order Details, you will click [Download](#) to the right of the [Items Ordered](#) panel.

## Links Redemption

When the order is approved, the purchaser will receive an email containing a link to download the file containing their links/codes cards. From there, the file will download in .csv format to your computer. You can send the URL to your desired recipients or distribute how you see fit.

**Your Walmart eGift Card is available!**

Justin, please select the link below to download your gift cards

[Download gift cards](#)

**Your Digital Products**

[DOWNLOAD FILE](#)

**File Summary**

BRAND	TOTAL	ITEMS
Walmart®	\$300.00	30 ▼
Gift Card	\$10.00	30

If you have any questions during this process, please feel free to reach out to our Bulk Gift Card Team at 888-516-2614 option 2, option 3. You can also email our department at [shoppingcards@wal-mart.com](mailto:shoppingcards@wal-mart.com).

Our hours of operation are Monday – Friday 7am-7pm CST.

